



RESEARCH ARTICLE

THE GREAT THING IN THE WORLD IS NOT SO MUCH WHERE WE STAND, BUT IN WHAT DIRECTION WE ARE MOVING

*Dr. Marvi Malik, Dr. Wishah Urwatil Wusqa and Dr. Maimoona Anwaar

Regarding Self Medication among 4th Year MBBS Students, of Nmc, Multan, Pakistan

ARTICLE INFO

Article History:

Received 30th October, 2017
Received in revised form
21st November, 2017
Accepted 19th December, 2017
Published online 31st January, 2018

Key words:

Self medication,
Students.

ABSTRACT

Background: A number of evaluations (at small and large scale) regarding selfmedication have been carried out but very few of them reflect the opinions of the medical students.

Objectives of the Study: To find out the knowledge, attitude and practices regarding selfmedication among students of 4th year MBBS NMC, Pakistan

Study Design: Cross-sectional observational study.

Setting: The study was carried out among 4th year MBBS students of NMC, Multan and data was completed and analyzed in the department of community medicine NMC, Multan, Pakistan.

Duration: Study was conducted from 30th May, 2014 to 21st June, 2014.

Study Population: Students of 4th year MBBS NMC, Multan.

Inclusion Criteria: Students of 4th year MBBS.

Exclusion Criteria: Students of 1st, 2nd, 3rd, and final year MBBS are excluded from the study.

Sample Size: Sample size was 210.

Results:

- Age of 4th year students ___ 3.33%(16-18 year), 30.95%(19-21), 60.48%(22-24), 4.76%(25-27) & 0.48%(28-30)
- Gender distribution of 4th year students ___ 28.57% male students and 71.43% female students.
- Self-medication among 4th year students ___ 45% male and 36% female students self-medicate while 55% male and 64% female students do not self-medicate.
- Educational status of Parents of 4th year students ___ 30.14% are master, 35.17% are graduate, 7.66% are intermediate, 15.55% are matric and 11.48% are under matric.
- Frequency of self-medication ___ 12.34% students always, 66.67% off & on while 20.99% very rarely self-medicate.
- Reasons for self-medication ___ 92.59% students self-medicate for convenience while 7.41% for cost savings.
- Common complaints for self-medication ___ 40.15% complaints are of Headache, 36.50% are of fever while 23.35% are of common cold.
- 2
- Commonly used drugs for self-medication ___ 44.67% panadol, 19.38% dispirin, 12.92% ibuprofen, 12.08% metronidazole and 10.95% augmentin are used.
- Adverse reaction by self-medication ___ 93.83% students did not observe adverse reactions while 6.17% observed adverse reactions.
- Conclusion: From the study we concluded that self-medication is commonly practiced in 4th year students of the institute. There is a dire need to create awareness and educate the students about the dangers of self medication.

Copyright © 2018, Saddam Hussain Shaik et al. This is an open access article distributed under the Creative Commons Attribution License, which permits unrestricted use, distribution, and reproduction in any medium, provided the original work is properly cited.

Citation: Saddam Hussain Shaik, Rama Krishna Reddy Guduru and Aurelijus Domeika, 2018. "The great thing in the world is not so much where we stand, but in what direction we are moving.", International Journal of Current Research, 10, (01), 64642-64646.

INTRODUCTION

Self-medication refers to the selection and administration of medicine without the consultation of a doctor or a specialist and without the definitive diagnosis of the disease.

*Corresponding author: Dr. Marvi Malik,

Regarding Self Medication among 4th Year MBBS Students, of Nmc, Multan, Pakistan.

It manifests as a major challenge in all classes of people whether literate or illiterate, wealthy or famished, rural or urban. While self-medication has the comfort and convenience of liberating time money and energy, it is not proposed on account of hazards posed by multiple adverse effects that can result from improper self-diagnosis, wrong doses, incorrect timing & inappropriate choices of medicines, development of resistance and progression of disease due to lack of appropriate

diagnosis and treatment. Students of medical field have been discerned to be particularly inclined towards it, utilizing their medical knowledge as a plus point and a confidence booster.

Objectives

- To study knowledge, attitude and practices of 4th year MBBS students regarding self-medication.
- To determine the frequency of self medication among students.
- To ascertain the rationalization for self-medication.
- To discover the prevailing complaints for self-medication among self-medicating students.
- To find out the drugs commonly used for self-medication among self-medicating students.
- To determine the percentage of adverse effects that were encountered as a result.

RESULTS

Table 1. Age distribution of the students

Age Group	Frequency	Percentage
16-18	7	3.33
19-21	65	30.95
22-24	127	60.48
25-27	10	4.76
28-30	1	0.48

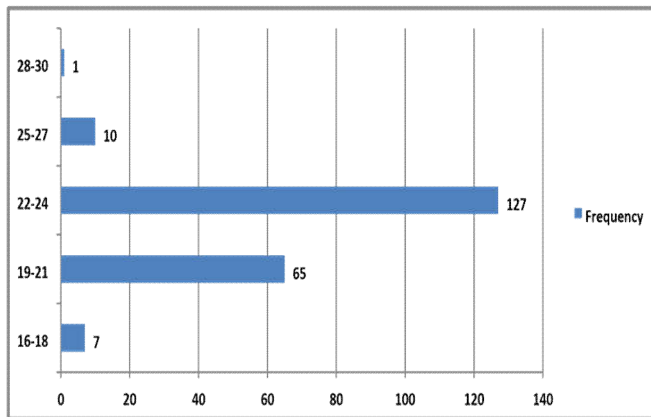


Figure 1. Frequency distribution of students according to age groups

Total students: 210 Frequency distribution of age: Frequency distribution of students according to their age group.

Figure 1 Out of total, 3.33% (16-18 year), 30.95% (19-21), 60.48% (22-24), 4.76% (25-27) & 0.48% (28-30) Gender Distribution Of 4th Year MBBS Students.

Table 2. Gender Distribution of 4th Year MBBS Students

Gender	Number of students	Percentage
Male students	60	28.57
Female students	150	71.43

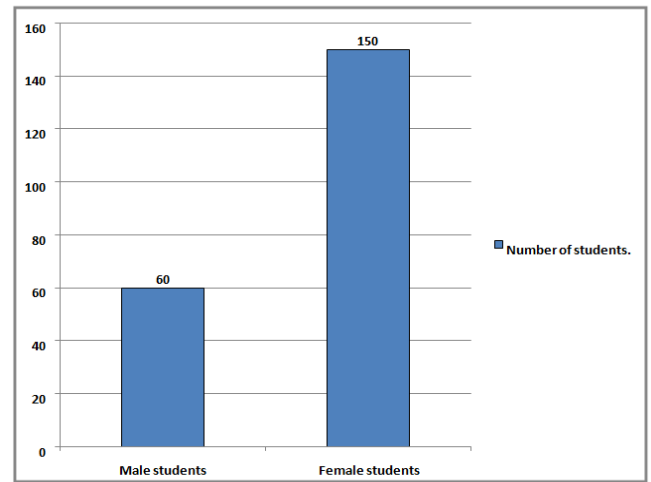


Figure 2. Gender Distribution of 4th Year MBBS Students

Out of total, 28.57% are male students and 71.43% are female students.

Table 3. Frequency distribution of Self-medication among male and female students of 4th Year MBBS

	Male students		Female students	
	Number	Percentage	Number	Percentage
Who self medicate	27	45	54	36
Who do not self medicate	33	55	96	64
Total	60		150	

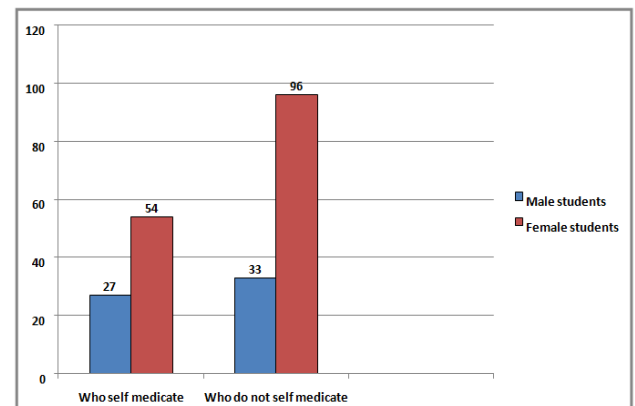


Figure 3. Frequency distribution of self-medicating and non-self-medicating male and female students

Out of total male students, 45% self-medicate and 55% do not self-medicate while among total female students, 36% self-medicate and 64% do not self-medicate.

Table 4. Frequency distribution of self-medication among self-medicating students

	Total self-medicating students: 81		
	Always	Off and On	Very Rarely
Number of students	10	54	17
Percentage	12.34	66.67	20.99

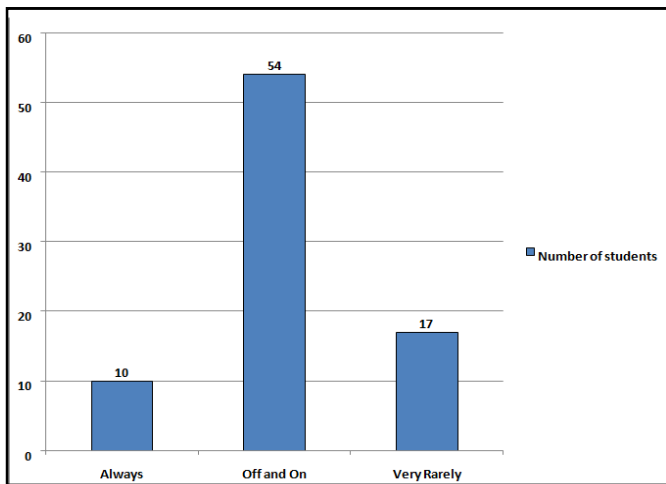


Figure 4. Frequency distribution of self-medication among the students

Out of total self-medicating students, 12.34% students always, 66.67% off & on while 20.99% very rarely self-medicate

Table 5. Frequency Distribution of Reasons for Self-Medication Among Students Of 4th Year MBBS

Total self-medicating students: 81		
	Cost Saving	Convenience
Number of students	6	75
Percentage	7.41	92.59

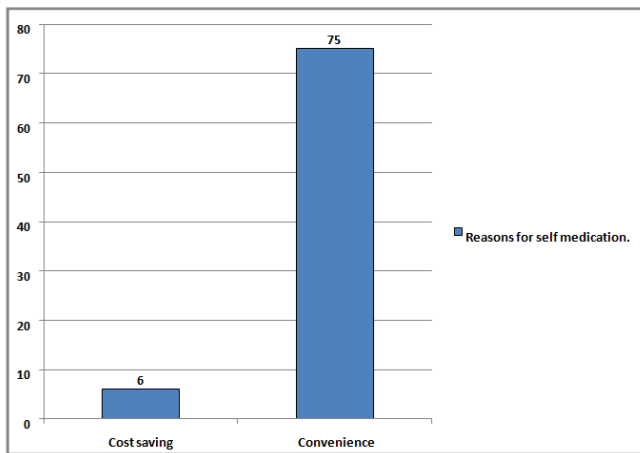


Figure 5. Distribution of reasons for self-Medication among the students

Out of total self-medicating students, 92.59% students self-medicate for convenience while 7.41% for cost savings.

Table 6. Frequency Distribution of common complaints for self-medication

COMMON COMPLAINTS	PERCENTAGE
COMMON COLD	23.35
FEVER	36.50
HEADACHE	40.15

Out total complaints, 40.15% complaints are of Headache, 36.50% are of fever while 23.35% are of common cold

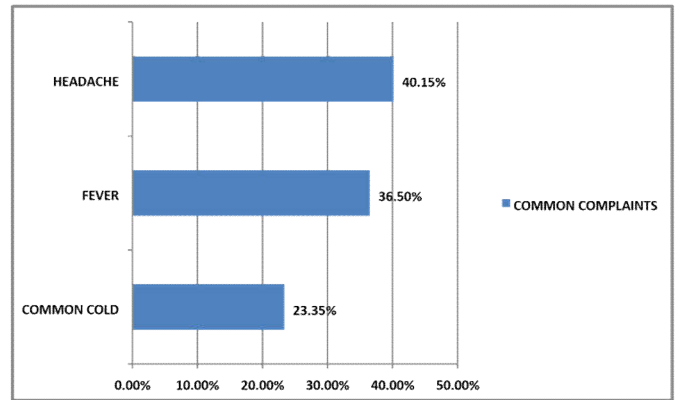


Figure 6. Common complaints for self-medication

Table 7. Frequency Distribution of Commonly Used Drugs for Self Medication

DRUGS	PERCENTAGE
Dispirin	19.38
Augmentin	10.95
Panadol	44.66
Metronidazole	12.08
Ibuprofen	12.92

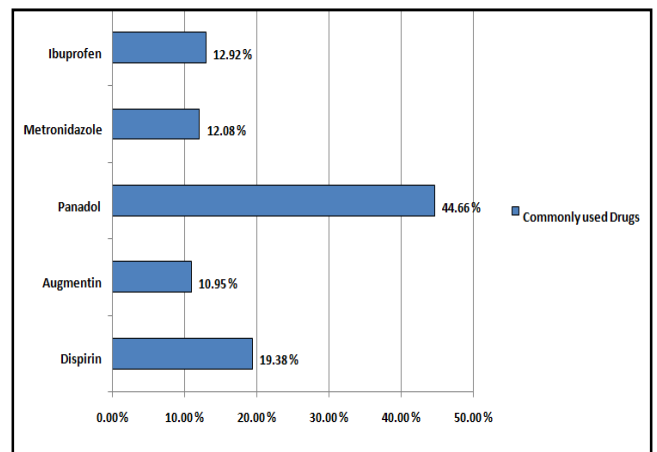


Figure 7. Distribution of Commonly Used Drugs for Self Medication

Out of total commonly used drugs, 44.67% Panadol, 19.38% Dispirin, 12.92% Ibuprofen, 12.08% Metronidazole and 10.95% Augmentin are used.

Table 8. Frequency distribution of self-medicating students on the basis of encountering or not encountering the adverse reaction by self-medication

Total self-medicating students: 81		
	Adverse reaction encountered	Adverse reaction not encountered
Number of students	5	76
Percentage	6.17	93.83

Out of total self-medicating students, 93.83% students did not observe adverse reactions while 6.17% observed adverse reactions.

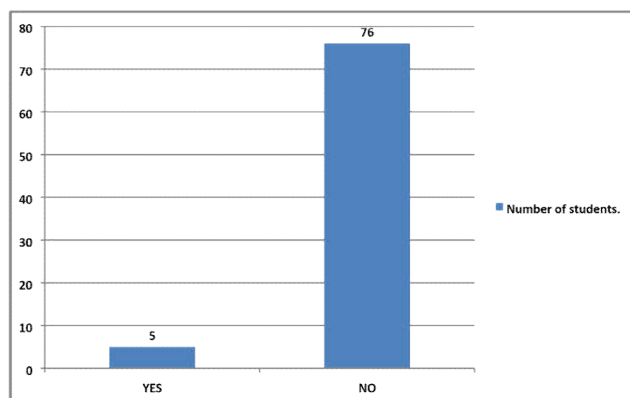
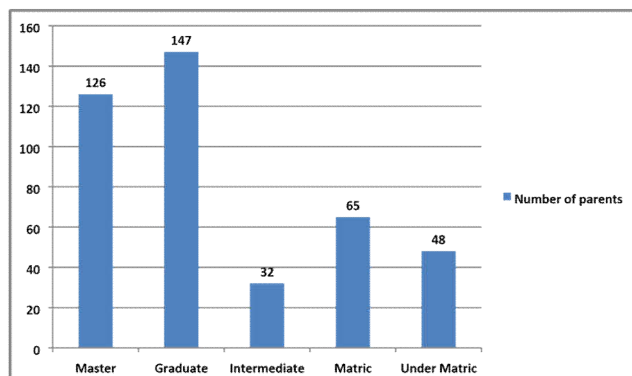


Figure 8. Frequency distribution of self-medicating students on the basis of encountering or not encountering the adverse reaction by self-medication

Table 9. Frequency distribution of educational status of the parens of students of 4th year MBBS

Educational status	Number of Parents	Percentage
Master	126	30.14
Graduate	147	35.17
Intermediate	32	7.66
Matric	65	15.55
Under Matric	48	11.48
Total	= 418	



Note: Each father and each mother is treated as a single parent

Out of total parents, 30.14% are master, 35.17% are graduate, 7.66% are intermediate, 15.55% are matric and 11.48% are under matric

DISCUSSION

Our research was conducted to see the habit of self-medication among students of 4th year MBBS NMC, Multan. The present study indicates that self-medication is routinely practiced (38.57%) among 4th year medical students of NMC. In our study it was found that practice of self-medication was more prevalent among males (45%) than females. (36%) Total 210 students were included in KAP study, out of which 71.43% were females and 28.57% were males. 60.48% of all of these students were of age 22-24 years, 30.95% were of age 19-21 years, 4.76% were of age 25-27 years, 3.33% were of age 16-18 years while 0.48% were of 28-30 years. Most common complaints for which medical students undergo self-medication include headache (40%), fever (37%) and common cold (23%). Our research illustrated that 12.3% of students always go for self-medication when they become ill while 67% use it off and on and 21% rarely use it. The most prevalent reason for the selection of self-medication was convenience (93%). The

second reason was cost savings (7%). The most commonly used drugs were panadol (45%), dispirin (19.3%), ibuprofen (13%), metronidazole (12%) and augmentin (11%). 94% of all the students who self-medicate were not encountered any adverse reaction while 6% of these had adverse reactions.

LIMITATIONS

- The study was hinged on self-supported data about self-medication in preceding 1 year, thus prone to recall bias.
- Moreover, although the students were encouraged to complete the questionnaire independently, mutual influence between the students could not be entirely ruled out.
- The conclusions drawn by the study would have been more generalized if it involved students of other classes or other medical colleges.

Conclusion

Our study is consistent with the fact that prevalence of self-medication is precariously high in medical students of fourth year MBBS although being in medical field they are expected to be acquainted with the matter at hand. Thus our study manifests that self-medication is frequently practiced in students of the institute with analgesics being most commonly used and headache and fever being predominating morbidities for seeking self-medication. In these circumstances, faculty of the institute should create awareness and educate their students regarding draw backs of self-medication. Our study also appreciates the need of multicentric studies involving wider sections of medical professionals to estimate the magnitude of self-medication practice in medical fraternity. We recommend a holistic approach to prevent this problem from escalating further. This is a real issue and not to be taken lightly.

Recommendation

- Students should possess thorough knowledge and apprehension regarding the hazards of self-medication. This is necessary if we aim to put an end to the practice of self-medication.
- In case of an ailment, students should be encouraged to make an appointment with the doctor and not suggest medication based on their own interpretation.
- Parents should also be addressed concerning the threats of self-medication.
- To extend the awareness regarding hazards of self-medication to general public, health practitioners ought to utilize the platform of electronic and print media.
- Medicine should not be given to the public without the prescription of a registered medical practitioner
- Easy access to the health care facilities should be ensured bearing in mind the principles of equity, efficiency, affordability, acceptability and timing.

REFERENCES

- Graciela, E.T., Castro, S.A., Oppelt, A.M., Petrini, R.M., Pereira, I.V., Sassi, B.T. 2007. Working conditions and self-medication among primary health care professionals in an urban area of Pelotas, RS. *Rev bras Epidemiol*; 10 : 66-74.

- Gupta, Y.K. 2013. Popularity of self-medication among medical students, AIIMS. Available at www.INDIAEDUNews.net. Accessed 19 January 2013.
- Hem, E., Stroke, G., Tyssen, R., Gronvold, N.T., Vaglum, P., Ekeberg, O. 2005. Selfprescribing among young Norwegian doctors: a nine-year follow-up study of a nation wide sample. *BMC Med*; 3 : 16. [DOI via Crossref] [Pubmed] [PMC Free Fulltext]
- James, H., Handu, S.S., Khaja, K.K., Sequeira, R.P. 2008. Influence of medical training on self-medication by students. *Int J Clin Pharmacol Ther.*, 46 ; 23-9. [Pubmed]
- Lam, C.L., Catarivas, M.G., Munro, C., Launder, I.J. 1994. Self-medication among Hong Kong Chinese. *SocSci Med.*, 39 : 1641-7.[DOI via Crossref]
- Nalini, G.K. 2010. Self-medication among Allopathic medical Doctors in Karnataka, India. *BJMP*; 3 : 325.
- Phalke, V.D., Phalke, D.B, Drugawale, P.M. 2006. Self-medication Practices in Rural Maharashtra. *Indian J Community Medicine* 31 : 34-5. [DOI via Crossref]
- Sanghani, S., Zaveri, H.G., Patel, V.J. 2008. Self-medication: Prevalence and Pattern in urban community. *J Pharmacovigilance Drug Safety*, 5: 95-8.
- World Health Organization: *Guidelines for the regulatory assessment of Medicinal Products for use in self-medication*. WHO/EDM/QSM/0.01,2000.
- Zafar, S.N., Syed, R., Waqar, S., Zubairi, A.J., Waqar, T., Saikh, M., Yousaf, W., Shahid, S., Saleem, S. 2008. Self-medication amongst university students of Karachi: Prevalence, Knowledge and Attitudes. *J Pak Med Assoc*; 58: 214-8. [Pubmed]
