



ISSN: 0975-833X

Available online at <http://www.journalcra.com>

INTERNATIONAL JOURNAL
OF CURRENT RESEARCH

International Journal of Current Research
Vol. 10, Issue, 11, pp.75375-75379, November, 2018

DOI: <https://doi.org/10.24941/ijcr.33229.11.2018>

RESEARCH ARTICLE

THE EFFECTS OF ULTRASOUND AND OXALIC ACID TREATMENTS TOGETHER WITH TO CONTROL CHILLING INJURY IN CAPIA PEPPER (*Capsicum annuum* L. cv. YALOVA YAGLIK)

*Mehmet Ufuk KASIM, Rezzan KASIM and Kübra YAŞAR

Kocaeli University, Vocational School of Arslanbey, 41285, Kartepe-Kocaeli/ Turkey

ARTICLE INFO

Article History:

Received 29th August, 2018
Received in revised form
10th September, 2018
Accepted 19th October, 2018
Published online 30th November, 2018

Key Words:

Capia pepper, Ultrasound,
Chilling injury, Storage.

ABSTRACT

During the postharvest period, chilling injury cause important produce losses in peppers. The chilling injury of pepper is revealed especially low temperature during storage. So, this study is conducted to determine the effect of ultrasound (52 dB) and oxalic acid treatments on chilling injury (CI) and color maintain of Capia peppers at 4°C temperature. The peppers harvested at the mature-green stage divided into four group and the following treatments were done; 1. Control (C, dip to water at 25°C for 15 min), 2. Oxalic acid (OA, dip to the 3 µMol oxalic acid solution at 25°C for 15 min), 3. Ultrasound (US, dip to water bath in a 52 dB and at 25°C for 15 min), 4. US+OA (dip to the 3 µMol oxalic acid solution in a 52 dB water bath for 15 min). After treatments, the peppers were dried, placed in polystyrene foam dishes as three pepper per dish, and wrapped polyethylene stretch film. Then, the packaged peppers were stored in a cold room at 4±1°C temperature and 85-90% RH. The study was carried out in three replicates, and total soluble solids (TSS), color (L*, a*, b*), weight loss, electrolyte leakage, visual quality scores and CI scores were determined during storage (at the beginning, 14th days, 14th+72h, 28th days, 28th+72h). According to the results, CI scores of samples in three treatments (OA, US, US+OA) were lower compared to control group. But, OA treatment was suppressed CI symptoms than the other treatments during all storage period. The color preservation of samples in OA, US, US+OA treatments were lower than control. In conclusion, it was concluded that, while the effect of US treatment on prevent CI symptoms is limited, the OA treatment is successful.

Copyright © 2018, Mehmet Ufuk KASIM et al. This is an open access article distributed under the Creative Commons Attribution License, which permits unrestricted use, distribution, and reproduction in any medium, provided the original work is properly cited.

Citation: Mehmet Ufuk KASIM, Rezzan KASIM and Kübra YAŞAR, 2018. "The effects of ultrasound and oxalic acid treatments together with to control chilling injury in capia pepper (*Capsicum annuum* L. cv. Yalova yaglik)", *International Journal of Current Research*, 10, (11), 75375-75379.

INTRODUCTION

Pepper has an important place among the fruit-consumed vegetable species. Peppers have different uses such as tomato paste, spices, dried, frozen, canned and sauce as much as they can be consumed freshly. For this reason, peppers are produced in significant amounts both in the world and in Turkey. 32 324 345 tonnes (FAO, 2014) in the world and 2 457 822 tonnes (TUIK, 2016) fresh peppers are produced in Turkey. There are different types of peppers, including pointed, stuffed, spicy and chili peppers. Capia pepper is a type of pepper used for produce pepper-paste and it constitutes 40% of pepper production of our country. Since flesh of the pepper is thick and the amount of fat and dry matter is high, it can be used as either processed or freshly in both green and red mature period. The storage time of the pepper varies between 2-4 weeks depending on the varieties and can reach up to 4 weeks under optimum conditions.

This time can be extended with some postharvest application such as low temperature, controlled atmosphere, storage in modified atmosphere (Halloran, Yanmaz, Kasım, & Çağiran, 1995). On the other hand, the cold storage technique, which is required to reduce postharvest losses in all fresh fruits and vegetables, is also important for the pepper casing. However, chilling injury that occurring due to low temperature during long term storage in the case of subtropical and tropical species, limits the storage of the pepper at low temperature, so the storage temperature is partially kept high. Because peppers are among the susceptible species. Generally, chilling injury (CI) occurs at temperatures below 10 ° C. The symptoms of CI are speckle-shaped depressions on the surface of the fruit, decay in the later stages, discoloration of the stem and drying, and also seed browning. CI cause fruit to lose market value altogether (Erdoğan, Kaynaş, & Kaya, 2015). Treatments such as UV-C applications (Vincente ve ark 2005), methyl jasmonate (Meir ve ark 1996), hot water applications (González-Aguilar ve ark. 2000) are being used for preventing or delaying of CI. Recently, ultrasound applications have been used in addition to these applications (Yang ve ark 2012). Studies on post-harvest ultrasound applications in fresh fruit and vegetables are noteworthy. Studies have shown that

*Corresponding author: Mehmet Ufuk KASIM

Kocaeli University, Vocational School of Arslanbey, 41285, Kartepe-Kocaeli/ Turkey

ultrasound application reduces the softening of fruit flesh in plums (Chen ve Zhu, 2011, (Bal, 2016) and peaches (Wang ve ark. 2006); it is effective in the preservation of some biochemical compounds in litchi (Chen ve ar 2012) and tomato fruit (Pinheiro ve ark 2016); it has been found that reduce of rotting in strawberries (Cao ve ark 2010). In this study we aimed to determine the effects of ultrasound and oxalic acid applications on chilling injury and other quality parameters during low temperature storage of pepper harvested in green period.

MATERIAL AND METHODS

Plant Material: The capia pepper (*Capsicum annum var. conoides cv. Yalova Yaglik*) using in this study has been cultivated in a research and application greenhouse of Arslanbey Vocational School in Kocaeli University. Peppers were harvested during the green period, when they received their full size, but the redness did not begin. The harvested peppers were quickly moved to the laboratory and those that were not suitable for the experiment were removed.

Ultrasound ve oxalic acid treatment: Peppers were divided into 4 groups one group as control and the following applications being made.

1. Control (C, dip to water at 25°C for 15 min)
2. Oxalic acid (Oxalic acid (OA, dip to the 3 µMol oxalic acid solution at 25°C for 15 min),
3. Ultrasound (US, dip to water bath in a 52 dB and at 25°C for 15 min),
4. US+OA (dip to the 3 µMol oxalic acid solution in a 52 dB water bath for 15 min).
5. Following the applications, peppers are dried on drying papers and packed.

Packaging and storage conditions: After applications, the peppers are placed in foam dishes in sized 210 x 120 mm including three fruits in each, and covered with stretch film. The packaged products were stored for 28 days in a cold room containing 4 ± 1 ° C temperature and 85-90% relative humidity. Measurements and observations were made at the beginning of storage and every 14 days during storage, as well as in peppers kept in room conditions (18-22 ° C) for 72 hours to determine the shelf life.

Weight Loss: Initially three pack of each treatment were separated for weight loss measurements and weighed at each analysis period. No weight loss measurements were made in +72 hours samples. The weight loss is calculated as a percentage according to initial value according to the following formula.

$$W.L. (\%) = \frac{(\text{initial weight} - \text{weight at the time of analysis}) \times 100}{\text{initial weight}}$$

Total soluble solids: The juice obtained from the pepper fruits using micro-pressing was measured at 20 ° C using the Atago DR-A1 digital refractometer (Atago Co. Ltd., Japan) and was determined as (%).

Color measurements: For the color measurements, three sample packages were initially separated and measurements were made in the cold room. Measurements were made from stretch film, from three points of each fruit and as totally nine

reading. No color measurements were made in +72 hours samples. For this purpose, L *, a * and b * values were measured with CR-400 colorimeter (Konica Minolta, Inc. Osaka, Japan) consisted with D65 lamp. Before measurements were made, the instrument was calibrated with a calibration plate. Accordingly, L * (0 = black, 100 = white), a * (+ red, - green), and b * (+ yellow, - blue) indicate color. Using the measurements, hue angle values (h°) (Kasım & Kasım, 2015) and the total redness index (TCI) (Obande, 2010) were calculated by the following equations. The raw values obtained were compared with the initial color values, and given as the change ratio (%).

$$h^\circ = 180 + \tan^{-1}(b/a)$$

$$TCI = \frac{2000 a}{\sqrt{L(a^2 + b^2)}}$$

Electrolyte Leakage: Five 5 mm wide discs were taken from the pepper for electrolyte ion leakage measurements, washed twice with 50 mL distilled water and kept in 50 mL distilled water for 2 hours. After two hours, the electrical conductivity (EC) value in the solution was measured and the samples were frozen. Frozen samples were thawed and EC values were determined when the solution temperature reached 18 ° C; total electrolyte leakage was calculated as the ratio of these obtained values to the initial EC values and expressed as (%) (Kasım & Kasım, 2014).

Chilling injury (CI): During each analysis period, the fruits were examined for CI symptoms such as shallow pitting, fruit stem shrinkage, end shrinkage and were evaluated by a 9-person jury on the scale of 0-4 (0: no sign of CI, 1: mild, 2: moderate, 3: severe 4: very severe). The assessments were made on fruit basis and averages were taken.

Visual quality: During each analysis period; The fruits were evaluated by a 9-person jury in terms of visual quality criteria such as brightness, firmness and color and evaluated according to the 5-1 scale (5: very good, 4: good, 3: moderate, 2: poor, 1: very poor). The assessments were made on fruit basis and averages were taken.

Statistical analysis: The experiment was conducted as a completely randomized design with factorial (applications x maintenance time) arrangement, and a minimum of-three replications. Variance analysis was performed using SPSS 16.0 statistical program and Duncan test was applied for comparison of the averages.

RESULTS AND DISCUSSION

Weight Loss: As a result of the measurements, no statistically significant difference in weight loss between the applications was found. As a result of 28 days of storage, the maximum weight loss was found to be 11.16% in US treatment and the lowest weight loss was found in OA applications with 9.9% (Fig. 1). Plant tissues are in equilibrium with the environment, in the condition that at the same temperature conditions and with 99-99.5% relative humidity environment, there is no water loss (Burton 1982). The protective layers such as waxy layer, cuticle layer, fur etc. into the skin and on surface of the skin of fruit and vegetables, serve to reduce water loss (Kasım & Kasım 2016). In the case of a loss that occurs in these layers, water loss, and therefore weight loss, increases. It is

observed that the applications do not damage the skin and surface texture and therefore there is no significant difference between the applications in weight loss. It is also seen that ultrasound applications of peach are not effective on weight loss (Bal 2013). However, US and US + OA treatments seem to have more weight loss than control and OA treatments. This result suggests that the application of ultrasound causes a slight change in the skin.

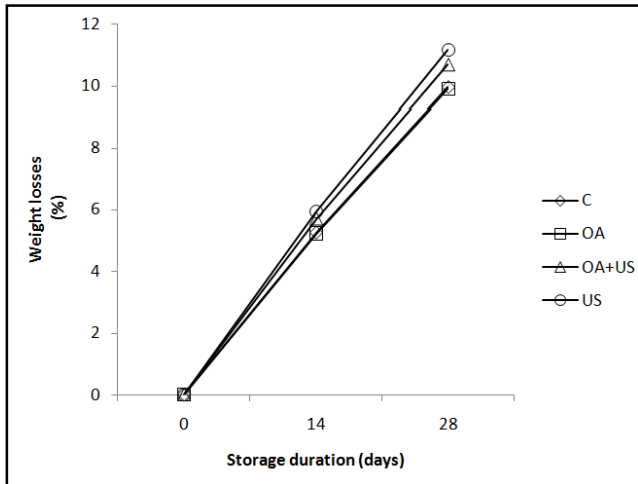


Figure 1. Effects of oxalic acid and ultrasound application on weight loss during pepper storage during storage

Total soluble solids (TSS): At the beginning, 4.7% TSS values show slight fluctuations during storage, but linear regression analysis shows a slight increase tendency except OA application (Fig 2). However, statistically significant changes in TSS values were not found. In the studies conducted by Cao et al (2010) on strawberry and Yang et al (2011) on peach, it is seen that the results of TSS are not significantly affected by ultrasound. However, it is noteworthy that the TSS in the OA application remains more stable. There was a slight increase in the amount of TSS in the samples kept at room temperature for 72 hours following storage. This is thought to be due to higher water loss at high temperatures.

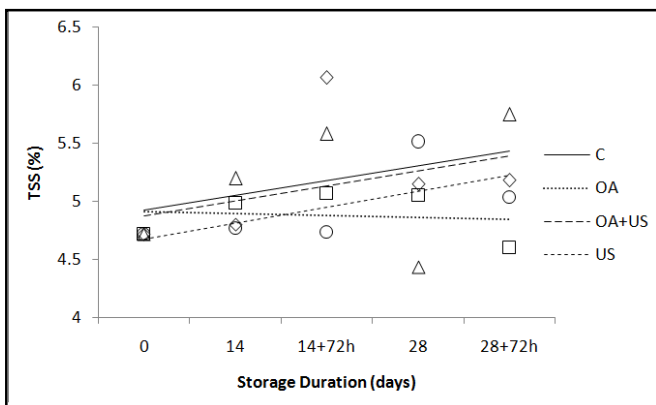


Figure 2. The effects of oxalic acid and ultrasound applications during storage on TSS of peppers

Visual quality: As a result of the panel evaluation, the visual quality scores of control application was slightly lower, but the difference with other applications was not significant statistically. In all applications it did not fall below the three points that is marketable limit value at the end of the 28 days storage period (Fig 3).

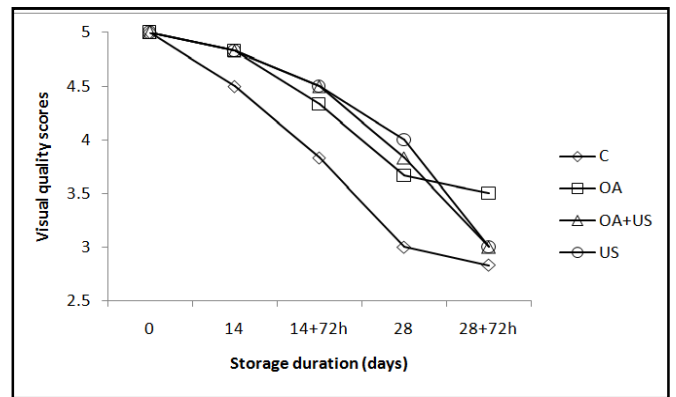


Figure 3. The effects of oxalic acid and ultrasound application on visual quality in pepper during storage

Chilling injury and electrolyte leakage

It was determined that pitting on the surface was more severe in both US and OA + US applications. Therefore, it was seen that US treatments increased the chilling injury (Fig 4). It has been determined that only OA treatment reduces the severity of CI compared with both control and other treatments. The differences between the treatments are also found to be statistically significant.

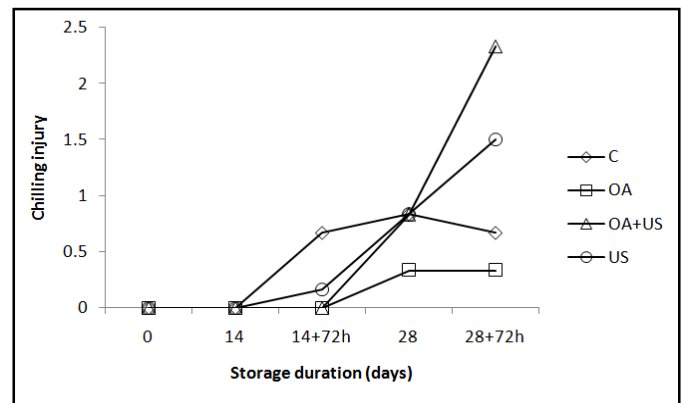


Figure 4. The effects of oxalic acid and ultrasound treatments on the severity of chilling injury of peppers during storage

Similar results were obtained with measurements of electrolyte leakage that using to determine chilling injury symptoms on a cellular basis (Fig 5). As can be seen in Fig.5, it was found that the greatest increase was found in US treatment. Diğer uygulamalarda numunelerin elektrolit sızıntı değerlerinde anlamlı bir artış görülmemiştir.

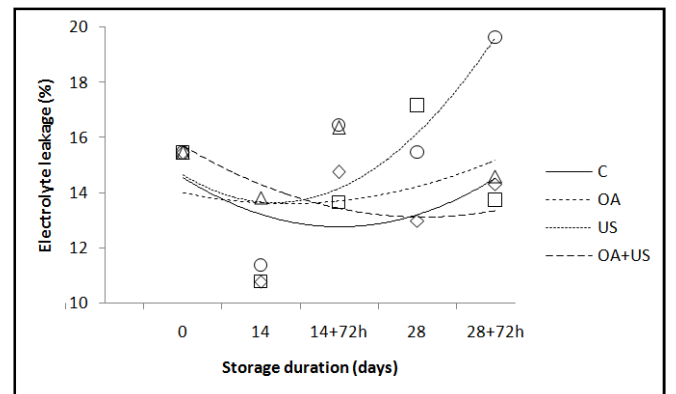


Figure 5. The effects of oxalic acid and ultrasound on electrolyte leakage of peppers during storage (symbols represent mean values, lines represent polynomial slope)

The symptoms of CI were more evident of samples kept at room temperature for 72 hours than that of samples taken just after storage. CI scores of samples which is treated with OA+US and stored 28 days and after that hold in room temperature during 72 h (8+72h) were found to be the highest (2.33); is followed by US application with 1.5 points, and the CI scores of peppers treated with OA has the lowest. According to these results, US application has weakened skin texture, and US application together with OA seems to increased the damage even more. It is also noteworthy that the OA alone is delaying the chilling injury. Bal (2013) determined that the ultrasound treatment to peach is delayed of chilling injury but Yang et al (2012) concluded that ultrasound application alone did not affect the chilling injury of peach.

Changes of color: As a result of examinations made at a * value, it was found that there is a rapid change in control application (Fig 6). A change of 14.6% was occurred especially on the 14th day. This change means a decrease in green color. Even on the 28th day of storage in other applications, it has not been observed the changes like this. The differences between control and other applications is found to be significant, statistically.

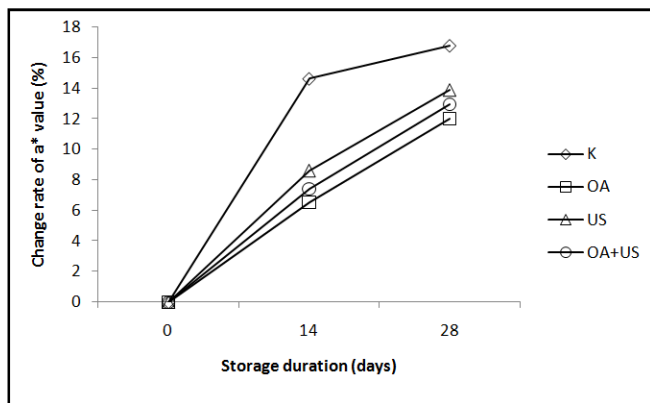


Figure 6. Effects of oxalic acid and ultrasound application on a * value in pepper during storage

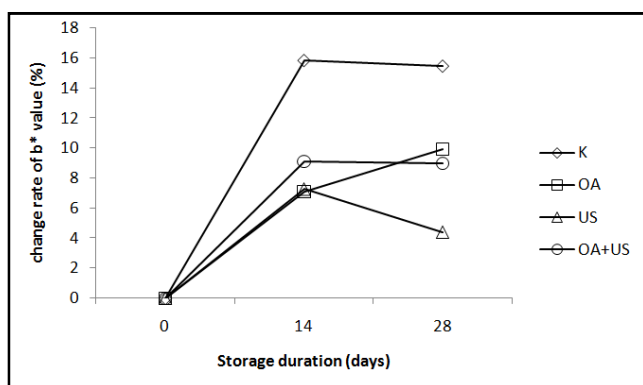


Figure 7. Effects of oxalic acid and ultrasound application on b * value of pepper during storage

It has been seen that the changes of b * values is also parallel to the a * values (Fig 7). The color changes in control treatment was significantly higher than in other applications. This indicates that the green color of the control samples is rapidly disappearing and that the color of samples are started to yellow. This increase may be due to accelerated metabolism because of increased chilling injury in control samples. In addition, there is no significant change in the red color in the

control values in terms of angle values and redness index data (Fig 8 ve 9).

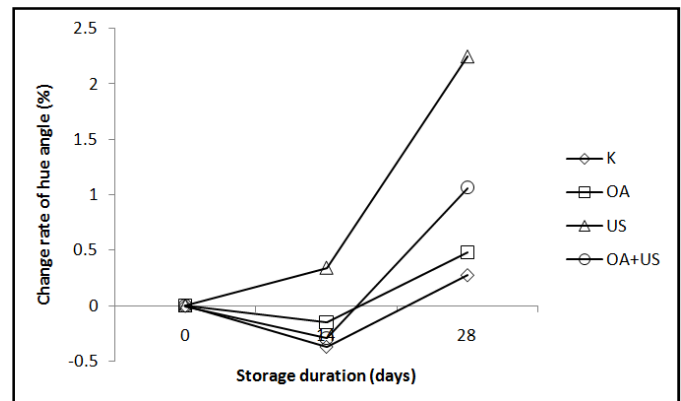


Figure 8. The effect of oxalic acid and ultrasound treatments on hue angle values of pepper during storage

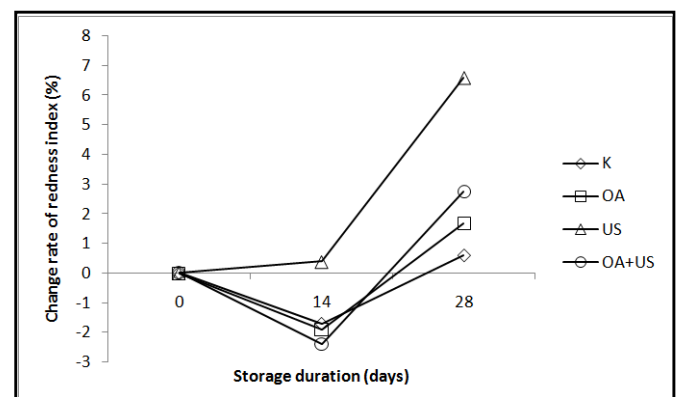


Figure 9. The effect of oxalic acid ant ultrasound treatments on redness index of peppers during storage

Therefore, it is thought that a rapid aging occurs in the samples due to the chilling injury. In addition, the application of ultrasound alone or in combination with oxalic acid improves both chilling and coloration in peppers (Fig 4 ve 9). On the other hand, the application of OA on its own seems to increase the quality of storage by delaying both coloring and chilling injury.

REFERENCES

- Bal, E. 2013. Effects of exogenous polyamine and ultrasound treatment to improve peach storability. *Chilean journal of agricultural research*, 73(4), 435-440.
- Bal, E. 2016. Effect of postharvest calcium chloride and ultrasound treatments on storage period and fruit quality of modified atmosphere packed fruit in plum cv. Santa Rosa. *Fruit Science*, 12-18.
- Burton, W.G. 1982. *Postharvest Physiology of Food Crops*. Longman House, Essex UK, London, 339s.
- Cao, S., Hu, Z., Pang, B., Wang, H., Xie, H., & Wu, F. 2010. Effect of ultrasound treatment on fruit decay and quality maintenance in strawberry after harvest. *Food Control*, 21(4), 529-532.
- Chen, Y., Jiang, Y., Yang, S., Yang, E., Yang, B., & Prasad, K. N. 2012. Effects of ultrasonic treatment on pericarp browning of postharvest litchi fruit. *Journal of Food Biochemistry*, 36(5), 613-620.
- Chen, Z., & Zhu, C. 2011. Combined effects of aqueous chlorine dioxide and ultrasonic treatments on postharvest

- storage quality of plum fruit (*Prunus salicina* L.). *Postharvest Biology and Technology*, 61(2), 117-123.
- Erdoğmuş, A. Ö., Kaynaş, K., & Kaya, S. 2015. Kırmızı biberde (*Capsicum annuum* L. cv. Kapyra) bazı hasat sonrası uygulamaların depolama kalitesi üzerine etkileri (The effects of some postharvest applications on storage quality of red pepper (*Capsicum annuum* L. cv. Capia). *ÇOMÜ Zir. Fak. Derg. (COMU J. Agric. Fac.)*, 45-53.
- FAO. 2014. <http://www.fao.org/faostat/en>. 7 12, 2017 tarihinde alındı
- González-Aguilar, G. A., Gayosso, L., Cruz, R., Fortiz, J., Báez, R., & Wang, C. Y. 2000. Polyamines induced by hot water treatments reduce chilling injury and decay in pepper fruit. *Postharvest Biology and Technology*, 18(1), 19-26.
- Halloran, N., Yanmaz, R., Kasım, M. U., & Çağırın, R. (1995). Farklı ambalaj materyallerinin biberin (*Capsicum annuum* L. var. longum) soğukta muhafazasına etkisi. *Tarım Bilimleri Dergisi*, 1-6.
- Kasım, M. U., & Kasım, R. 2016. Taze Kesilmiş Baklada Yüksek Dozda Sitrik Asit Uygulamalarının Polifenol Enzim Aktivitesi ve Kalite Üzerine Etkisi. *Kahramanmaraş Sütçü İmam Üniversitesi Doğa Bilimleri Dergisi*, 19(3), 339-347.
- Kasım, R., & Kasım, M. U. 2014. Biochemical and color changes of fresh-cut melon (*Cucumis melo* L. cv. Galia) treated with UV-C. *Food Science and Technology (Campinas)*, 34(3), 547-551.
- Kasım, R., & Kasım, M. U. 2015. Biochemical changes and color properties of fresh-cut green bean (*Phaseolus vulgaris* L. cv. gina) treated with calcium chloride during storage. *Food Science and Technology (Campinas)*, 35(2), 266-272.
- Meir, S., Philosoph-Hadas, S., Lurie, S., Droby, S., Akerman, M., Zauberan, G., ... & Fuchs, Y. 1996. Reduction of chilling injury in stored avocado, grapefruit, and bell pepper by methyl jasmonate. *Canadian journal of botany*, 74(6), 870-874.
- Obande, M. A. 2010. Effect of preharvest UV-treatment on shelf life of fruits and vegetables. Doktora Tezi. Loughborough University.
- Pinheiro, J. C., Alegria, C. S., Abreu, M. M., Gonçalves, E. M., & Silva, C. L. 2016. Evaluation of Alternative Preservation Treatments (Water Heat Treatment, Ultrasounds, Thermosonication and UV-C Radiation) to Improve Safety and Quality of Whole Tomato. *Food and Bioprocess Technology*, 9(6), 924-935.
- TUİK. 2016. <https://biruni.tuik.gov.tr/bitkiselapp/bitkisel.zul>. 7 12, 2017 tarihinde alındı
- Verlinden, B. E., De Smedt, V., & Nicolai, B. M. 2004. Evaluation of ultrasonic wave propagation to measure chilling injury in tomatoes. *Postharvest biology and technology*, 32(1), 109-113.
- Vicente, A. R., Pineda, C., Lemoine, L., Civello, P. M., Martinez, G. A., & Chaves, A. R. 2005. UV-C treatments reduce decay, retain quality and alleviate chilling injury in pepper. *Postharvest Biology and Technology*, 35(1), 69-78.
- Wang, J., Han, T., Li, L. P., Wang, K. S., & Sun, S. W. 2006. Effect of ultrasonic treatment on the peaches quality during storage. *Journal of Shihezi University (Natural Science)*, 24(6), 732-735.
- Yang, Z., Cao, S., Zheng, Y., & Jiang, Y. 2012. Combined salicylic acid and ultrasound treatments for reducing the chilling injury on peach fruit. *Journal of agricultural and food chemistry*, 60(5), 1209-1212.
- Zhang, Y., Zhang, M., & Yang, H. 2015. Postharvest chitosan-salicylic acid application alleviates chilling injury and preserves cucumber fruit quality during cold storage. *Food chemistry*, 174, 558-563.
