



ISSN: 0975-833X

Available online at <http://www.journalcra.com>

INTERNATIONAL JOURNAL
OF CURRENT RESEARCH

International Journal of Current Research
Vol. 11, Issue, 05, pp.3572-3576, May, 2019

DOI: <https://doi.org/10.24941/ijcr.35203.05.2019>

RESEARCH ARTICLE

DEVELOPMENT AND VALIDATION OF RP-HPLC METHOD FOR SIMULTANEOUS ESTIMATION OF ZALTOPROFEN AND PARACETAMOL IN BULK AND TABLET FORMULATION

*Annasaheb S Gaikwad, Yogesh R Thombare, Nisha S Mhaske and Mahendra B Datir

Department of Quality Assurance Technique, Pravara Rural Education Society's College of Pharmacy, Sinnar ,
Dist- Nashik, M.S. India, Sp, Pune University, Pune, M.S. India

ARTICLE INFO

Article History:

Received 19th February, 2019
Received in revised form
25th March, 2019
Accepted 15th April, 2019
Published online 30th May, 2019

Key Words:

Zaltoprofen, Paracetamol,
RP-HPLC Method,
ICH Guideline.

*Corresponding author:

Copyright © 2019, Annasaheb S Gaikwad et al. This is an open access article distributed under the Creative Commons Attribution License, which permits unrestricted use, distribution, and reproduction in any medium, provided the original work is properly cited.

Citation: Annasaheb S Gaikwad, Yogesh R Thombare, Nisha S Mhaske and Mahendra B Datir. 2019. "Development and Validation of RP-HPLC Method for Simultaneous Estimation of Zaltoprofen and Paracetamol in Bulk and Tablet Formulation", *International Journal of Current Research*, 11, (05), 3572-3576.

ABSTRACT

A simple, sensitive, linear, precise and accurate RP-HPLC method for simultaneous estimation of Zaltoprofen and Paracetamol in bulk and tablet formulation as developed and validated. Chromatographic conditions used are stationary phase Grace C₁₈ column (250mm × 4.6mm, 5μ particle size). The mobile phase Methanol: Phosphate buffer (PH 3.0) in the ratio 75:25 v/v and flow rate was maintained 0.8ml/min, detection wavelength was 241nm. The retention times were 3.101min and 5.838min for Zaltoprofen and Paracetamol respectively. Calibration plot were linear R² = 0.9994 over the concentration range 10-18μg/ml for Zaltoprofen, R² = 0.9994 for the Paracetamol 40-72μg/ml. No interference from any component of pharmaceutical dosage form was observed. The proposed method has been validated as per ICH guidelines, validation studies revealed that method is specific, rapid, reliable and reproducible. The developed method successfully employed for routine quality control analysis in the combined pharmaceutical dosage form.

INTRODUCTION

Zaltoprofen 2-(10, 11-dihydro-10-oxdibenzo (b, f) thiepin-2-yl) propionic acid is a potent NSAID. Zaltoprofen is a preferential COX-2 inhibitor and selectively inhibits prostaglandin E₂ (PGE₂) production at inflammatory sites. Paracetamol is 4-hydroxy phenyl acetamide. The central analgesic action of paracetamol is like aspirin, i.e. it raise pain threshold, but has weak peripheral anti-inflammatory action. It is poor inhibitor of PG synthesis in peripheral tissues, but more active on COX inhibitor in the brain.

The ability of paracetamol to inhibit COX-3 could also account for its analgesic, antipyretic action. The combined paracetamol treatment may increase the effect and decrease the dose dependent side effect of NSAIDs and combination of Zaltoprofen with Paracetamol will be potent analgesic and anti-inflammatory drug for future in the pain management. ZAL is marketed in the combination with PCM under the trade name ZOTT ® P by Aeon Formulations Pvt. Ltd. Literature reveals that there are many methods for the individual determination of ZAL and PCM; but few methods are cited for determination of combined dosage form so, it was proposed to develop an economical, rapid and simple RP-HPLC method for simultaneous estimation of these drugs in combined dosage form.

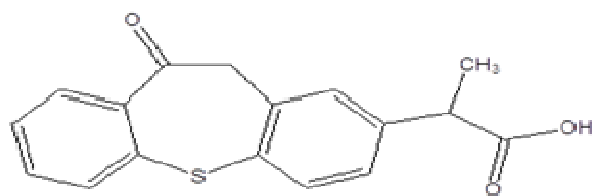
MATERIAL OF METHODS

Chemicals: HPLC grade Methanol, HPLC grade Water, Potassium dihydrogen phosphate AR grade. All other chemicals were of analytical grade.

Instrumentation: HPLC3000 series instrument, P-3000-M Reciprocating pump 40M pal. RP-HPLC Binary gradient system with grace C₁₈ column (250mm × 4.6 mm id, particle size 5μ) equipped with UV 3000 -M series detector use, Wensler high precision balance (PGB 100).

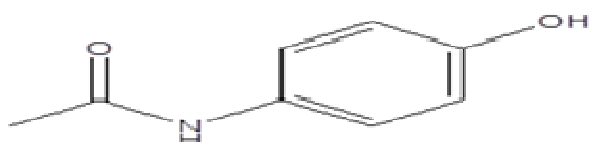
Chromatographic Conditions: The mobile phase ratio was optimized in isocratic mode for analysis of Zaltoprofen and Paracetamol. Different ratio was studied such as, 70:30, 80:20, 75:25. Of Methanol: Phosphate Buffer for Zaltoprofen and Paracetamol. The final mobile consisted 75:25 and mobile phase was clarified by filtration through nylon filter paper with pore size 0.45μm and degassed through sonicator then pumped at flow rate 0.8ml/min, in gradient mode on grace C₁₈ column. The peak response was monitored at 241nm wave length. The sample solution was injected (20μl) HPLC system and data was acquired LC solution workstation software.

Preparation of Standard Solution: Weigh accurately 10mg of Zaltoprofen and Paracetamol was transferred into 10ml volumetric flask it was dissolved with methanol from this



Zaltoprofen

Fig No.1 Zaltoprofen



paracetamol

Fig No. 2 Paracetamol

solution 1ml was diluted to 10ml to give the stock solution containing 100µg/ml of Zaltoprofen and Paracetamol. Preparation of sample solution: these were labeled contain 80mg of Zaltoprofen and 325mg of Paracetamol as an active ingredient per four tablets. Containing 562.5mg Zaltoprofen and Paracetamol accurately weighed and powdered. And powdered equivalent to 325mg of Paracetamol as weigh 17.2mg and transferred to a 50ml volumetric flask. The volume was adjusted 50ml with solution and filter through whatman filter paper. From this filtrate 1ml was transferred to 10ml volumetric flask and diluted in order to obtain final concentration.

Experimental

Linearity: A calibration curve is the relationship between instrument response and known concentration of the analyte. Linearity was established by analyzing five concentrations of ranging between 10-18µg/ml and 40-72µg/ml respectively, by plotting the peak area ratio against corresponding concentration.

Precision: The precision of an analytical procedure express the closeness of agreement (degree of scatter) between a series of measurements obtained from multiple sampling of same homogeneous sample under the prescribed condition. The inter-day (Day-I and Day-II) and intra-day (Morning and Evening) precision was studied.

Accuracy: The accuracy of an analytical method is the closeness of test results obtained by that method to the true value. Accuracy of the method was determined by Standard Addition Method. The accuracy method expressed the mean and precision expressed the relative standard deviation.

Robustness: Robustness of the method was determined by making slight changes in the chromatographic conditions as per ICH guidelines, change in mobile phase flow rate 1ml/min.

Sensitivity: (LOD and LOQ): The lowest standard on the calibration curve was identified as the lower limit of quantitation as the analyte peak was identifiable.

RESULTS AND DISCUSSION

Method Validation: The chromatographic method was validated using ICH guidelines.

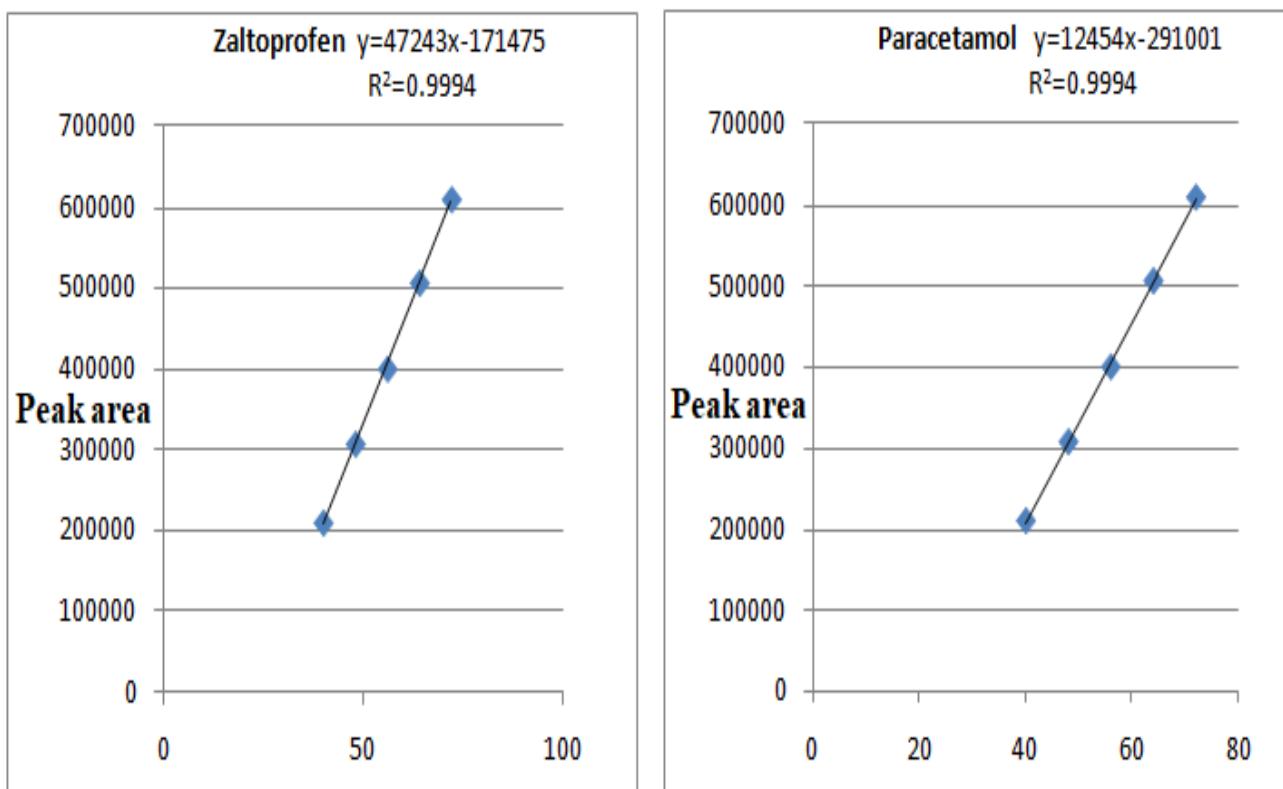


Fig.No.3 Linearity graph for Zaltoprofen and Paracetamol

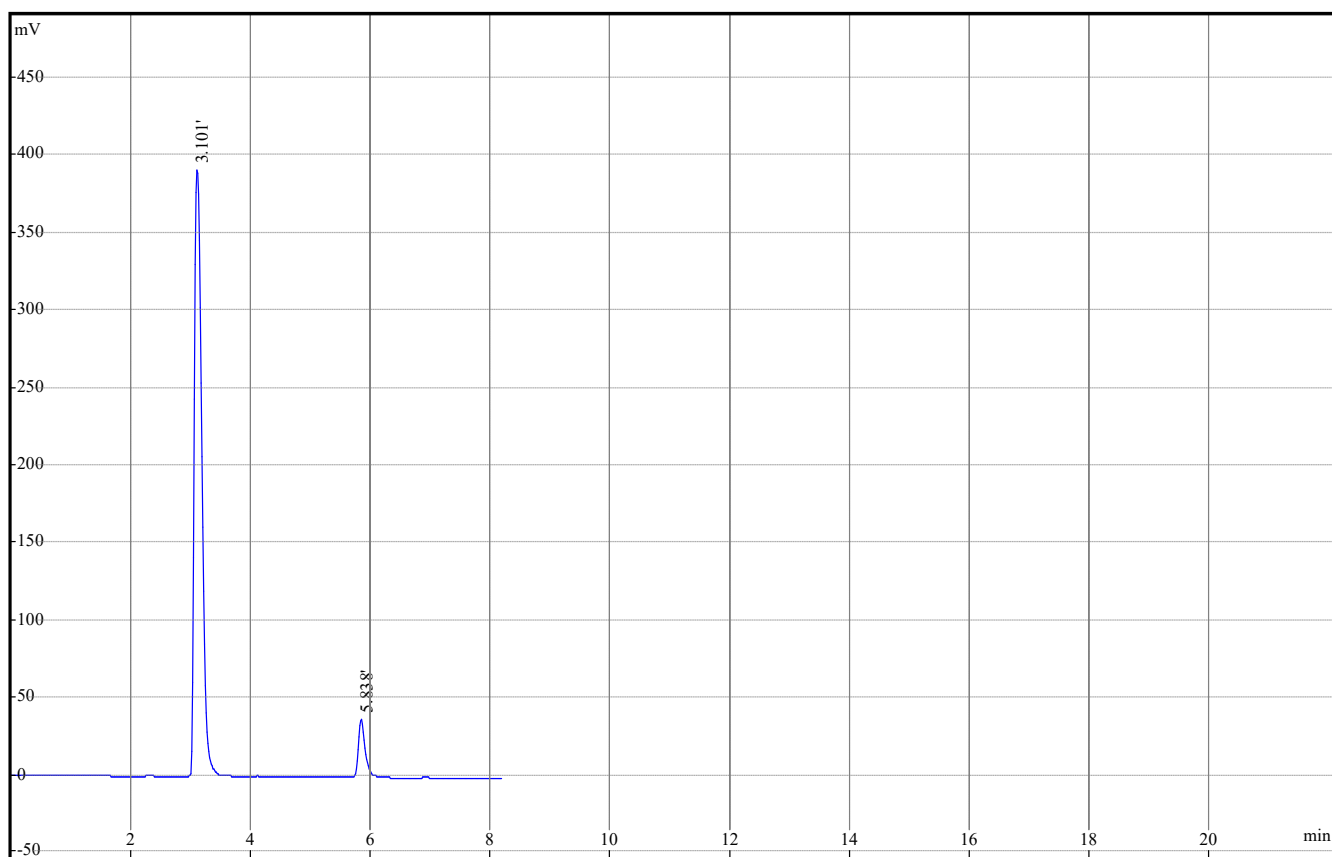


Fig.4. Chromatogram of Zaltoprofen (3.101 min) and Paracetamol (5.838min)

Table No.1 Linearity and System Suitability Parameters

Parameter	Zaltoprofen	Paracetamol
Linearity range ($\mu\text{g/ml}$)	10-18 $\mu\text{g/ml}$	40-72 $\mu\text{g/ml}$
Correlation coefficient (r^2)	0.9994	0.9994
Slope (m)	47243	12454
Intercept (c)	171475	291001
Theoretical Plate	78694	13282
Tailing Factor	1.23	1.26

Table No.2 Inter-day Precision

Statistical Parameter	ZAL (DAY-I)	PARA (DAY-II)	ZAL (DAY-II)	PARA (DAY-II)
SD	0.0156	0.1559	0.0106	0.0253
%RSD	0.0158	0.1561	0.0108	0.0276

Table No. 3 Intra-day Precision

Statistical Parameters	ZAL (Morning)	PARA (Evening)	ZAL (Morning)	PARA (Evening)
SD	0.0158	0.2765	0.0196	0.0462
%RSD	0.0159	0.2801	0.0198	0.0463

Table No.4 Recovery of Zaltoprofen and Paracetamol (n=3)

Recovery level	Zaltoprofen	Paracetamol
80%	99.97%	99.96%
100%	99.99%	100.00%
120%	99.99%	100.00%
Mean %Recovery	99.98%	99.99%

Table No.5 Robustness Study of Zaltoprofen and Paracetamol

Component	S.D.	R.S.D.
Zaltoprofen	8.7178	0.0012
Paracetamol	9.5393	0.0015

Table No. 6 Limit of Detection, Limit of Quantitation (LOD and LOQ)

Component	LOQ (µg/ml)	LOD (µg/ml)
Zaltoprofen	0.0811	0.0059
Paracetamol	0.0312	0.0103

Validation parameters include linearity, precision, accuracy, robustness, LOD and LOQ.

Chromatography Method: The chromatographic conditions were optimized to provide acceptable resolution of the analytes present in the drugs. The mobile phase selection was based on the peak parameters, run time and ease of preparation. The gradient condition of methanol: phosphate buffer (75:25) proved good resolution of Zaltoprofen and Paracetamol (3.101 and 5.838) fig. 3 shows representative.

Precision

Inter-day and Intra-day Precision: The inter-day (Day-I and Day-II) and intra-day (Morning and Evening) batch precisions were evaluated by assaying the one concentration, three replicate.

Accuracy: The accuracy proposed method was determined on the basis of percent recovery at three concentrations levels 80, 100, and 120 percent. The average percent recovery for Zaltoprofen and Paracetamol was found to be 99.98% and 99.99% respectively. (Table 4).

Robustness: The change in mobile phase flow rate 1ml/min, it was observed that there were no marked changes in the chromatograms, which demonstrated that the RP-HPLC method developed and system suitability parameters were found to be acceptable limits.

LOD and LOQ: LOD is the smallest quantity of an analyte that can be detected, and not necessarily determined, in quantitative fashion. It was calculated by the following formula;

$$\text{LOD} = 3.3 \times \text{S.D.} \div \text{Slope}$$

Where, S.D. = Standard Deviation

LOQ is the lowest concentration of an analyte in a sample that may be determined with acceptable accuracy and precision. It was calculated by the following formula;

Conclusion

The gradient RP-HPLC method for simultaneous determination of Zaltoprofen and Paracetamol is simple, precise, accurate and robust. The results obtained from this method were satisfactory and can be used for the routine quality control analysis of Zaltoprofen and Paracetamol in bulk as well as in tablet formulation.

REFERENCES

Birajdar AS., Meyyanathan SN., Suresh B. 2009. Method development and validation for the simultaneous

determination of Paracetamol and tramadol in solid dosage form by RP-HPLC. *International Journal of Pharmaceutical Research and Development.*, 1(10):1-6.

Boovizhikannan, Thangabalan and Palanirajan Vijay raj Kumar, 2012. RP-HPLC method development and validation of Zaltoprofen in pure form and in pharmaceutical formulation, *International journal of drug development and research*, volume-IV, ISSN 0975-9344.

Chatwal R., Anand S. 2003. Instrumental of chemical analysis; Goel publishers, New Delhi, (2), 625.

Chu VM., Kim KT., Kim SH. and Lee W. 2012. Chiral pharmacokinetics of Zaltoprofen in rats by HPLC with solid phase extraction. *Journal of pharm biomed analysis*, 70:567-573.

Chu YM., Kim SH., Lee W., Lee KC. 2012. Chiral pharmacokinetics of Zaltoprofen in rats by HPLC with solid- phase extraction, *Journal pharm Biomedical Analysis.*, 70:556-573.

Dhara JP., Vivek PP. 2010. Simultaneous Determination of Paracetamol and Lornoxicam in Tablets by Thin Layer Chromatography Combined with Densitometry, *International Journal of Chemistry Tech Research*, 2:1929-2.

Dilip Kumar Dash, Mira Vadher, 2014. Method development and validation for simultaneous determination of Zaltoprofen and Paracetamol in their combined dosage form by RP-HPLC method; 5, (12):5255-5259.

Galmier MJ., Frases AM., Meski S., Ajache JM. 2000. phenylephrine and tropicamide in human aqueous humor., *biomedical chromatogram*, 14, 202.

Gowamma B., Rajan S., Muralidharan S., Meyyanathan SN. Suresh B. A. 2010. Validated RP-HPLC method for simultaneous estimation of Paracetamol and Diclofenac potassium in pharmaceutical formulation. *International Journal of Chem Tech Research* 2(1):676-680.

Hewavitharana AK., Lee S., Dawson PA., Markovich D., Shaw PN. 2008. Development of an HPLC-MS/MS method for the selective determination of paracetamol metabolites in mouse urine, *analysis biochemistry.*, 374:106-11.

Hyllested M., Jones S., Pedersen I. 2002. Comparative effect of paracetamol NSAIDs or their combination in postoperative pain management a qualitative review, *BrAnaesth*, 88:199-214.

Hyllested M., Jones S., Pedersen JL. 2002. Comparative effect of paracetamol, NSAIDs or their combination in postoperative pain management a qualitative review, *Br Anaesth*. 88:199-214.

ICH Q2 (R1), Validation of analytical procedures; text and methodology, ICH, Geneva: 2005; 1, 13.

ICH Q2A, text on validation of analytical procedure, International Conference on Harmonization Geneva, October 1994; 1, 5.

ICH Q2B, guidelines, validation of analytical procedures; methodology, recommended on November by the ICH steering committee, 1996.

Indian Pharmacopoeia, Govt. of India Ministry of health and family welfare, 2010; 3:2037-2038.

Kiran Aher, Girija Bhavar, Hemant Joshi, 2011. Stability indicating LC method for analysis of Zaltoprofen in bulk drug formulations, *Der Pharma Chemical*, 3, 373-381.

Kiran B. Aher, Girija B. Bhavar, Hemant P. Joshi, and Sanjay R. Chudhari, 2011. Economical spectrophotometric method for estimation of Zaltoprofen in pharmaceutical formulations *pharma methods*; 2:152 -156. Purvi A. Shah,

- Miteshmotisariya, Validated stability –indicating High Performance Thin Layer chromatographic method for determination of Zaltoprofen in pharmaceutical dosage formulation, *Der pharmacia lettre*, 2014;6(4):433-441.
- Lee HW., Se JH., Kim YW., Jeong SY., Lee KT. 2006. Determination of Zaltoprofen in human plasma by liquid chromatography with electrospray tandem mass spectrometry; application to a pharmacokinetics study; *Rapid common mass spectrum* 20: 2675-2680.
- Mahesh Attimarad, Simultaneous determination of Paracetamol and Lornoxicam by RP-HPLC in tablet formulation, *journal of pharmaceutical methods*, 2011; volume 2, (1), 61-66.
- Makoto MM., Ueda IH. 2006. NSAID Zaltoprofen possesses novel antinociceptive mechanism through blockage of B₂-type bradykinin receptor in nerve endings *neuro letters*, 397:249-253.
- Makoto MM., Ueda IH., 2006. NSAID Zaltoprofen possess novel anti-nociceptive mechanisms through blockage of B₂-type bradykinin receptor in nerve endings *Neuro. Letters*. 397:249-253.
- Momim MY., Yeole PG., Puranik MP. 2006. RP-HPLC method for determination of aceclofenac and paracetamol in tablet dosage form, *Indian J. Pharm Science.*, 68 (3); 387-389.
- Momin MY., Yeole PG., Puranik MP. 2006. RRP-HPLC method for determination of Aceclofenac and Paracetamol in tablet dosage form, *Indian journal pharmaceutical science* 68(3):387-389.
- Nirogi RV., Kota S., Peruri BG., Kandikere V., Mudigonda K. 2006. chiral high performance liquid chromatography method for entio selective analysis of Zaltoprofen., *ActaChromatographica*, 17: 202-9.
- Nirogi RVS., Kota S., Peruri BG. 2006. Chiral high performance liquid chromatographic method for enantioselective analysis of Zaltoprofen. *ActaChromatographica*, 17:202-209.
- Pattan SR., Jamdar SG., Godge RK., Dighe NS. 2009. RP-HPLC method for simultaneous estimation of Paracetamol and Etoricoxib from bulk and tablets, *Journal of Chem Pharm Research*, 1(1), 329-335.
- Rajendra Patil, 2014. Review on analytical method development and validation, research and reviews; *journal of pharmaceutical analysis*.
- Raju Chandra, Daleep Verma and Keshav Sharma, 2013. Comparative quantitative determination of Paracetamol by RP-HPLC and UV spectrophotometric method, *International journal pharmaceutical science*, 5(3),863-865.
- Ravishankar P.A. A review on analytical method development and validation, *International journal of Research in pharmacy and Biotechnology* ISSN 2321-5674.
- SadanaGangishetty and Surajpal Verma, RP-HPLC Method Development and Validation for simultaneous estimation of Clarithromycin and Paracetamol *ISRN, Analytical chemistry volume –II*: 305.
- Sathiyasunder R., Valiappan K. 2015. Experiment design approach to optimization of the new commercial RP-HPLC discrimination conditions for estimation of Zaltoprofen and Paracetamol in pharmaceutical formulations., 6,(1):183-189.
- Senthamil SP., Gopinath R., Saravanan VS., Gopal N., Sarvana Kumar A., Periyasamy K. 2007. Simultaneous estimation of paracetamol and aceclofenac in combined dosage forms by RPHPLC method. *Asian Journal Chemistry*, 19:1004-10.
- Sharma B.K. 2004. Instrumental methods of chemicals analysis, twenty third edition, goel publishing house, meerat.
- Sheman R.E. 1996. Analytical instrumentations practice guide for measurements and control instrument society of America, 647-648.
- Skoog Holler, 2004. Fundamentals of Analytical chemistry, Thomson Asia Pvt. Ltd., Singapore, 788-807.973-992.
- Society of Japanese Pharmacopoeia, Seventh edition, 1784; 3.
- Srinivasarao Y., Purnima Gandhi, Prasadrao K., and Hemant Kumar T., Development and validation of visible spectrophotometric method for estimation of Zaltoprofen in tablet dosage form, *scholar research library*; 2015,7(1): 196-201.
- Sun OK., Choi, So Young UM., Sung Hee Jung, 2006. Direct column switching HPLC method development and validation for quantification of Zaltoprofen in rat plasma, *journal of chromatography B*, 830 301-305.
- Tsurumi K., Niwa M., kokuba S. Fujimori H. 1986. pharmacological investigations of new anti-inflammatory agent 2-(10, 11-dihydro-10-oxodibenzo (b, f) thipin-2-yl propionic acid drug, *Research*, 36; 1796.
- Yang HK., Kim SY., Kim JS., Sah H., Lee HJ. 2009. Application of column switching HPLC Method in evaluating pharmacokinetic parameters of Zaltoprofen and its salt *biomedical chromatographica.*, 23: 53: 537-542.
- Zahira N.K., Prasanakumarah P.N. 2015. Analytical development and validation of Zaltoprofen and Paracetamol in combined dosage form by UV spectroscopic, *International journal pharmaceutical science research.*, 6(2):682-687.
